



WINE CATALOGUE



PAGE 03 | HYBRID PACKAGING SUPPLIER®

PAGE 04 | STUDIO ONE ELEVEN

PAGE 04 | SUSTAINABILITY

PAGE 05 | ITINERA COLLECTION

PAGE 07 | STILL WINE COLLECTION

BORDEAUX

BURGUNDY

RHINE

SPECIAL

PAGE 33 | SPARKLING WINE COLLECTION

PAGE 39 | ROSÉ COLLECTION

PAGE 45 | LARGE FORMATS COLLECTION

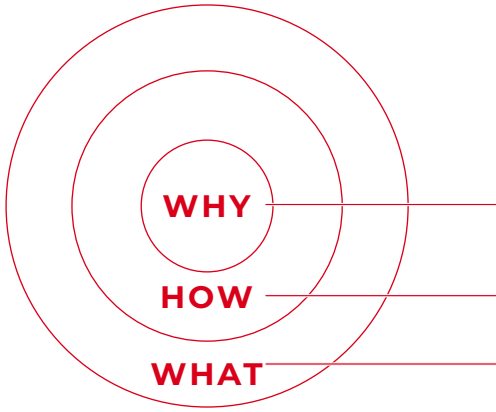
PAGE 51 | ROTUNDO COLLECTION

PAGE 54 | CLOSURES

Hybrid **Packaging** supplier®

BERLIN PACKAGING IS THE WORLD'S LARGEST HYBRID PACKAGING SUPPLIER®

Berlin Packaging EMEA is the Europe / Middle East & Africa division of Berlin Packaging, the World's Largest Hybrid Packaging Supplier® in glass, plastic, metal, and closures. For clients, the company represents One-Stop Packaging Shop that brings together the best elements of Design & Innovation, Manufacturing Services, and Customer Solutions for the packaging industry.



Berlin Packaging is the only player in EMEA who can offer such a complete range of services and support clients during the entire packaging cycle.

What's our role in people's lives?

We help people and companies to Be Greater, Faster. We unlock our customers' full potential to accelerate their success.

The way we make relevant what we do.

By increasing our Customer Sales. By reducing Customer Costs. By Improving Customer Productivity.

What we want to be remembered for.

One-Stop Packaging Shop.

Design & Innovation

- Dedicated designer team from Studio One Eleven
- Exclusive product customization
- New design industrialization
- First-class quality control standards
- Superior technical assistance

Manufacturing Services

- Continuous scouting top quality partners
- Global sourcing of glass, plastic and metal packaging and closures
- >50k items available
- Thorough local presence and knowledge through strategic acquisitions

Customer Solutions

- Extensive Glocal distribution network
- >150 locations worldwide
- Customer Inventory management
- End-to-end packaging supply chain management
- Customized value added services

Everything starts from design.

We create solutions in line with the latest market trends. For us aesthetics and functionality are bonded together. Studio One Eleven, our in-house innovation consultancy, unites creative and technical forces. It is filled with experienced designers, engineers and marketers who are ready to innovate and elevate clients' brand and packaging.

Our customers have the exact packaging they need.

As Hybrid Packaging Supplier®, we take care of the entire packaging cycle.

We fulfill any client's need in any material.

We have EMEA-based center of excellence in glass, plastic and closures, each with widespread network of suppliers.

Glocal is the way to success.

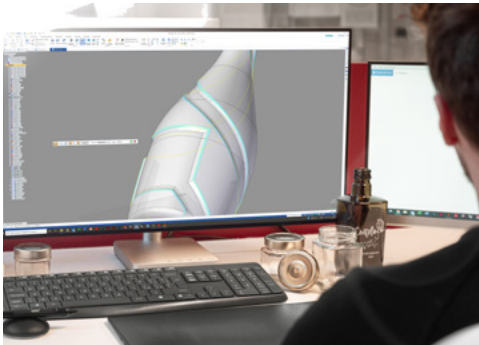
With more than 130 locations worldwide, we manage packaging effectively. These resources allow us to optimize customer inventory management and the costs accordingly. As we are Hybrid Packaging Supplier®, we take care of end-to-end packaging supply chain management always ensuring the highest results at the best possible cost.

STUDIO ONE ELEVEN

Everything starts with design at Studio One Eleven, Berlin Packaging's in-house innovation consultancy.

We create solutions that blend consumer-focused market trends with deep technical knowledge of the products we design. Studio One Eleven is filled with experienced designers, engineers and marketers who delight in bringing amazing designs to life. Our state-of-the-art studio has the latest technology, collaboration and conference spaces, prototype and decoration labs, and thousands of product samples.

We have a wide range of experience in all materials and end markets; we can deliver the total package with one-stop ease.



STUDIO ONE ELEVEN®
DESIGN DIVISION OF BERLIN PACKAGING

SUSTAINABILITY



Our holistic approach

Sustainability is at the center of Berlin Packaging's 120+ year history, and focal in our mission. Our customer-focused teams combine deep subject matter expertise with practical commercial experience, to build circular strategies that will strengthen the brand and business of our customers.



The Berlin packaging advantage: flexibility

We have a wide offering, combining multiple materials and technologies that can help you find the perfect packaging, more suitable for your product. These freedom and flexibility mean we can provide customers with unbiased fact based sustainability analysis and recommendations.



A composite image featuring a wine bottle on the left and a scenic landscape on the right. The bottle is dark with a metallic cap. The landscape shows a cobblestone path leading through a row of tall, slender cypress trees under a clear blue sky.

ITINERA COLLECTION

SELECTION



The bottles from the Selection line represent our best expression of quality and innovation. Each design has highly distinctive details that bestow exclusivity on the product. Allow yourself to be impressed by the mouths that recall tradition, the accentuated punts and unprecedented shapes, exalted by the use of different colours – extra-flint glass, champagne green and ancient green.

EXPERIENCE



The bottles from the Experience range combine the functionality of traditional models with modern trends in the market. Lines that retrace the most classic designs in history with an original take. The Itinera collection includes Aurelia, a bottle that boasts “100% Carbon Neutral” production, and which bears witness to the journey towards an increasingly more sustainable approach to production.



STILL WINE COLLECTION

BORDEAUX

BURGUNDY

RHINE

SPECIAL


CASSIA



1.2.5.6.

Capacity ml	750	Weight gr	750
Brimful Capacity ml	770	Height mm	300
Filling level ml	63	Max Diameter mm	80.7
I.D. mm	18.5	Pushup mm	50
Finish type	CETIE	Color range	AG-F

AURELIA



1.2.5.6.

Capacity ml	750	Weight gr	500
Brimful Capacity ml	770	Height mm	272
Filling level ml	63	Max Diameter mm	80.6
I.D. mm	18.5	Pushup mm	20
Finish type	CETIE+FVL	Color range	AG-VV

LATINA



1.2.5.6.

Capacity ml	750	Weight gr	500
Brimful Capacity ml	770	Height mm	287
Filling level ml	70	Max Diameter mm	83.1
I.D. mm	17.5	Pushup mm	30
Finish type	B SPECIAL	Color range	U

APPIA



1.2.5.6.

Capacity ml	750	Weight gr	650
Brimful Capacity ml	770	Height mm	304.5
Filling level ml	70	Max Diameter mm	81.4
I.D. mm	17.5	Pushup mm	37
Finish type	CETIE	Color range	U

BORDOLESE STD



5.

Capacity ml	187	Weight gr	185
Brimful Capacity ml	198	Height mm	178.5
Filling level ml	-	Max Diameter mm	52.5
I.D. mm	17.5	Pushup mm	6
Finish type	PP	Color range	OG

BORDOLESE STD



5.

Capacity ml	375	Weight gr	300
Brimful Capacity ml	390	Height mm	240
Filling level ml	-	Max Diameter mm	61
I.D. mm	17.5	Pushup mm	10
Finish type	CETIE	Color range	OG

BORDOLESE ANT MEDIUM



Capacity ml	375	Weight gr	400
Brimful Capacity ml	395	Height mm	250
Filling level ml	70	Max Diameter mm	64
I.D. mm	17.5	Pushup mm	18
Finish type	CETIE	Color range	AG

BORDOLESE JUMBO



2.

Capacity ml	375	Weight gr	500
Brimful Capacity ml	392	Height mm	248.5
Filling level ml	55	Max Diameter mm	67.7
I.D. mm	18.5	Pushup mm	29
Finish type	B	Color range	AG

BORDOLESE SEDUCCION



5.

Capacity ml	500	Weight gr	400
Brimful Capacity ml	516	Height mm	300.5
Filling level ml	52	Max Diameter mm	61.8
I.D. mm	18.5	Pushup mm	15
Finish type	CETIE	Color range	F-OG

BORDOLESE PRIMAVERA



2.

Capacity ml	500	Weight gr	400
Brimful Capacity ml	524	Height mm	318.1
Filling level ml	70	Max Diameter mm	62
I.D. mm	18	Pushup mm	-
Finish type	B	Color range	EXF

BORDOLESE S 25



6.

Capacity ml	500	Weight gr	580
Brimful Capacity ml	520	Height mm	353
Filling level ml	75	Max Diameter mm	61.2
I.D. mm	17.5	Pushup mm	25
Finish type	B	Color range	U-AG-F

BORDOLESE STD LW



1.

Capacity ml	750	Weight gr	360
Brimful Capacity ml	765	Height mm	292
Filling level ml	45	Max Diameter mm	74.5
I.D. mm	20	Pushup mm	-
Finish type	BVS	Color range	F

BORDOLESE STD LW



Capacity ml	750	Weight gr	360
Brimful Capacity ml	765	Height mm	292
Filling level ml	45	Max Diameter mm	74.5
I.D. mm	20	Pushup mm	-
Finish type	BVS	Color range	U

BORDOLESE STD LW



Capacity ml	750	Weight gr	360
Brimful Capacity ml	775	Height mm	293
Filling level ml	70	Max Diameter mm	75
I.D. mm	17.5	Pushup mm	-
Finish type	CETIE	Color range	U-VG

BORDOLESE STD LT



Capacity ml	750	Weight gr	360
Brimful Capacity ml	775	Height mm	293
Filling level ml	70	Max Diameter mm	74.8
I.D. mm	17.5	Pushup mm	-
Finish type	CETIE	Color range	U

BORDOLESE STD ECOVA LT



Capacity ml	750	Weight gr	365
Brimful Capacity ml	772	Height mm	288.5
Filling level ml	63	Max Diameter mm	74.3
I.D. mm	17.5	Pushup mm	-
Finish type	BVS	Color range	F

BORDOLESE STD LT



Capacity ml	750	Weight gr	365
Brimful Capacity ml	772	Height mm	288,5
Filling level ml	63	Max Diameter mm	74.3
I.D. mm	17.5	Pushup mm	-
Finish type	BVS	Color range	OG

BORDOLESE STD



Capacity ml	750	Weight gr	410
Brimful Capacity ml	769	Height mm	293
Filling level ml	70	Max Diameter mm	75.5
I.D. mm	17.5	Pushup mm	-
Finish type	CETIE	Color range	HF

BORDOLESE STD LT BASSA



Capacity ml	750	Weight gr	380
Brimful Capacity ml	774	Height mm	277.5
Filling level ml	63	Max Diameter mm	77.1
I.D. mm	20.6	Pushup mm	-
Finish type	PP	Color range	OG

BORDOLESE LW



Capacity ml	750	Weight gr	360
Brimful Capacity ml	775	Height mm	293
Filling level ml	50	Max Diameter mm	75
I.D. mm	17.5	Pushup mm	25
Finish type	CETIE	Color range	F-OG

BORDOLESE MED



Capacity ml	750	Weight gr	500
Brimful Capacity ml	765	Height mm	301
Filling level ml	70	Max Diameter mm	76
I.D. mm	17.5	Pushup mm	30
Finish type	CETIE	Color range	U

BORDOLESE OPTIMA MED ECOVA LT



Capacity ml	750	Weight gr	390
Brimful Capacity ml	770	Height mm	300
Filling level ml	63	Max Diameter mm	74
I.D. mm	18.5	Pushup mm	20
Finish type	CETIE	Color range	F

BORDOLESE OPTIMA MED LT



Capacity ml	750	Weight gr	390
Brimful Capacity ml	770	Height mm	300
Filling level ml	63	Max Diameter mm	74
I.D. mm	18.5	Pushup mm	20
Finish type	CETIE	Color range	OG

BORDOLESE JUMBO LT



Capacity ml	750	Weight gr	500
Brimful Capacity ml	771	Height mm	300
Filling level ml	70	Max Diameter mm	80
I.D. mm	17.5	Pushup mm	-
Finish type	CETIE	Color range	U

BORDOLESE JUMBO LT



Capacity ml	750	Weight gr	500
Brimful Capacity ml	773	Height mm	300
Filling level ml	70	Max Diameter mm	80
I.D. mm	17.5	Pushup mm	-
Finish type	CETIE	Color range	U

BORDOLESE JUMBO LT



Capacity ml	750	Weight gr	450
Brimful Capacity ml	765	Height mm	300
Filling level ml	45	Max Diameter mm	79
I.D. mm	20	Pushup mm	-
Finish type	BVS	Color range	U

BORDOLESE PRESTIGIO



Capacity ml	750	Weight gr	470
Brimful Capacity ml	770	Height mm	325
Filling level ml	63	Max Diameter mm	72.7
I.D. mm	18.5	Pushup mm	20
Finish type	CETIE	Color range	F

BORDOLESE PRESTIGIO ECOVA



Capacity ml	750	Weight gr	470
Brimful Capacity ml	769	Height mm	325
Filling level ml	63	Max Diameter mm	72.7
I.D. mm	18.5	Pushup mm	20
Finish type	CETIE	Color range	AG

BORDOLESE CONICA LW



Capacity ml	750	Weight gr	500
Brimful Capacity ml	773	Height mm	300
Filling level ml	70	Max Diameter mm	80
I.D. mm	17.5	Pushup mm	-
Finish type	CETIE	Color range	U

BORDOLESE CONICA HEAVY



Capacity ml	750	Weight gr	850
Brimful Capacity ml	774	Height mm	307
Filling level ml	75	Max Diameter mm	85
I.D. mm	17.5	Pushup mm	37
Finish type	CETIE	Color range	U

BORDOLESE ELITE



2.5.6.

Capacity ml	750	Weight gr	585
Brimful Capacity ml	770	Height mm	327.5
Filling level ml	70	Max Diameter mm	76.5
I.D. mm	18.5	Pushup mm	23.5
Finish type	CETIE	Color range	F

BORDOLESE ELITE



2.

Capacity ml	750	Weight gr	600
Brimful Capacity ml	772	Height mm	319
Filling level ml	80	Max Diameter mm	77.9
I.D. mm	17.5	Pushup mm	34
Finish type	CETIE	Color range	AG-F

BORDOLESE VINTAGE LT



5.

Capacity ml	750	Weight gr	420
Brimful Capacity ml	770	Height mm	300
Filling level ml	63	Max Diameter mm	74
I.D. mm	18.5	Pushup mm	20
Finish type	CETIE	Color range	VG

BORDOLESE VINTAGE CETIE



5.

Capacity ml	750	Weight gr	490
Brimful Capacity ml	770	Height mm	313
Filling level ml	63	Max Diameter mm	74
I.D. mm	18.5	Pushup mm	20
Finish type	CETIE	Color range	VG

BORDOLESE VINTAGE H



5.

Capacity ml	750	Weight gr	570
Brimful Capacity ml	770	Height mm	313
Filling level ml	63	Max Diameter mm	79
I.D. mm	18.5	Pushup mm	20
Finish type	CETIE	Color range	VG

BORDOLESE VINTAGE FP



5.

Capacity ml	750	Weight gr	490
Brimful Capacity ml	770	Height mm	311
Filling level ml	63	Max Diameter mm	74
I.D. mm	18.5	Pushup mm	20
Finish type	B	Color range	VG

BORDOLESE VINT. NOBILE ALTA LT



Capacity ml	750	Weight gr	515
Brimful Capacity ml	770	Height mm	325
Filling level ml	63	Max Diameter mm	73.8
I.D. mm	-	Pushup mm	20
Finish type	CETIE	Color range	VG

BORDOLESE VINTAGE JUMBO



Capacity ml	750	Weight gr	550
Brimful Capacity ml	770	Height mm	299
Filling level ml	63	Max Diameter mm	80.5
I.D. mm	-	Pushup mm	20
Finish type	CETIE	Color range	VG

BORDOLESE NOBILE



Capacity ml	750	Weight gr	450
Brimful Capacity ml	770	Height mm	319
Filling level ml	70	Max Diameter mm	72.4
I.D. mm	17.5	Pushup mm	21
Finish type	B	Color range	U

BORDOLESE NOBILE ALTA



Capacity ml	750	Weight gr	490
Brimful Capacity ml	770	Height mm	324.5
Filling level ml	63	Max Diameter mm	73
I.D. mm	18.5	Pushup mm	28
Finish type	CETIE	Color range	F

BORDOLESE ESFERA



Capacity ml	750	Weight gr	450
Brimful Capacity ml	770	Height mm	301
Filling level ml	63	Max Diameter mm	76.4
I.D. mm	17.5	Pushup mm	25
Finish type	CETIE	Color range	OG

BORDOLESE 3UNO3 EUROPEA LT



Capacity ml	750	Weight gr	450
Brimful Capacity ml	770	Height mm	313
Filling level ml	63	Max Diameter mm	73.8
I.D. mm	18.5	Pushup mm	20
Finish type	CETIE	Color range	F-OG

BORDOLESE VIP



Capacity ml	750	Weight gr	430
Brimful Capacity ml	770	Height mm	299
Filling level ml	70	Max Diameter mm	75
I.D. mm	17.5	Pushup mm	-
Finish type	CETIE	Color range	U

BORDOLESE FRANCESE



Capacity ml	750	Weight gr	550
Brimful Capacity ml	770	Height mm	314.4
Filling level ml	70	Max Diameter mm	75.3
I.D. mm	17.5	Pushup mm	40
Finish type	B	Color range	AG

BORDOLESE SEDUCCION



Capacity ml	750	Weight gr	570
Brimful Capacity ml	770	Height mm	313
Filling level ml	63	Max Diameter mm	76.2
I.D. mm	18.5	Pushup mm	25
Finish type	CETIE	Color range	VV-AG

BORDOLESE SENSACION



Capacity ml	750	Weight gr	570
Brimful Capacity ml	770	Height mm	315.5
Filling level ml	63	Max Diameter mm	74
I.D. mm	18.5	Pushup mm	25
Finish type	CETIE	Color range	F-B-OG

BORDOLESE ANTICA



Capacity ml	750	Weight gr	600
Brimful Capacity ml	769	Height mm	301
Filling level ml	70	Max Diameter mm	78
I.D. mm	17.5	Pushup mm	-
Finish type	CETIE	Color range	U

BORDOLESE S 15



Capacity ml	750	Weight gr	750
Brimful Capacity ml	769	Height mm	329.5
Filling level ml	70	Max Diameter mm	78
I.D. mm	18	Pushup mm	36.5
Finish type	CETIE	Color range	AG

BORDOLESE GOLIA



Capacity ml	750	Weight gr	750
Brimful Capacity ml	769	Height mm	314
Filling level ml	70	Max Diameter mm	79.2
I.D. mm	17.5	Pushup mm	38
Finish type	CETIE	Color range	AG

BORDEAUX CASTLE



Capacity ml	750	Weight gr	500
Brimful Capacity ml	759	Height mm	319
Filling level ml	30	Max Diameter mm	-
I.D. mm	20.5	Pushup mm	-
Finish type	BVS	Color range	U-AG-F

BORDOLESE RESERVA



Capacity ml	750	Weight gr	750
Brimful Capacity ml	-	Height mm	315
Filling level ml	70	Max Diameter mm	78.5
I.D. mm	17.5	Pushup mm	-
Finish type	CETIE	Color range	U

BORDOLESE HORUS MAGNA



Capacity ml	1500	Weight gr	875
Brimful Capacity ml	1527	Height mm	354.5
Filling level ml	80	Max Diameter mm	98.3
I.D. mm	-	Pushup mm	19
Finish type	CETIE	Color range	VG

BORDOLESE S15 PRIMA



Capacity ml	1500	Weight gr	
Brimful Capacity ml	1536	Height mm	
Filling level ml	150	Max Diameter mm	
I.D. mm	18.5	Pushup mm	
Finish type	CETIE	Color range	

SORTILEGE



Capacity ml	750	Weight gr	480
Brimful Capacity ml	770	Height mm	310
Filling level ml	61	Max Diameter mm	74
I.D. mm	16	Pushup mm	-
Finish type	PP	Color range	F

375 BORDEAUX



Capacity ml	375	Weight gr	267
Brimful Capacity ml	384	Height mm	236
Filling level ml	30	Max Diameter mm	60
I.D. mm	-	Pushup mm	8
Finish type	BVS	Color range	F-U

FLAMINIA



Capacity ml	750	Weight gr	650
Brimful Capacity ml	770	Height mm	280
Filling level ml	63	Max Diameter mm	92.6
I.D. mm	18.5	Pushup mm	25
Finish type	B SPECIAL	Color range	AG-F

AEMILIA



Capacity ml	750	Weight gr	500
Brimful Capacity ml	771	Height mm	277
Filling level ml	63	Max Diameter mm	89.8
I.D. mm	18.5	Pushup mm	22
Finish type	CETIE	Color range	AG-F

BURGUNDY



Capacity ml	750	Weight gr	380
Brimful Capacity ml	764	Height mm	295
Filling level ml	45	Max Diameter mm	80
I.D. mm	20	Pushup mm	20
Finish type	BVS	Color range	F-OG

BURGUNDY



Capacity ml	750	Weight gr	395
Brimful Capacity ml	765	Height mm	295
Filling level ml	45	Max Diameter mm	80.3
I.D. mm	20	Pushup mm	20
Finish type	BVS	Color range	F-U

ANTICA



Capacity ml	750	Weight gr	750
Brimful Capacity ml	773	Height mm	310
Filling level ml	70	Max Diameter mm	85.1
I.D. mm	17.5	Pushup mm	-
Finish type	CETIE	Color range	U

BORGOGNOTA TRADIZIONALE ECV OPTIMA



Capacity ml	750	Weight gr	395
Brimful Capacity ml	770	Height mm	296
Filling level ml	63	Max Diameter mm	80.3
I.D. mm	18.5	Pushup mm	22
Finish type	CETIE	Color range	F-OG

BORGOGNOTTA TRADIZIONALE



Capacity ml	750	Weight gr	400
Brimful Capacity ml	770	Height mm	296
Filling level ml	63	Max Diameter mm	80.3
I.D. mm	18.5	Pushup mm	-
Finish type	CETIE	Color range	U

BORGOGNOTTA TRADIZIONALE ULTRA LT



Capacity ml	750	Weight gr	400
Brimful Capacity ml	770	Height mm	296
Filling level ml	63	Max Diameter mm	80.3
I.D. mm	18.5	Pushup mm	-
Finish type	CETIE	Color range	U

BORGOGNOTTA VINTAGE



Capacity ml	750	Weight gr	445
Brimful Capacity ml	770	Height mm	296
Filling level ml	63	Max Diameter mm	83.6
I.D. mm	-	Pushup mm	24
Finish type	CETIE	Color range	OG

EMILIANA



Capacity ml	750	Weight gr	475
Brimful Capacity ml	786	Height mm	300
Filling level ml	90	Max Diameter mm	81.6
I.D. mm	20	Pushup mm	-
Finish type	BVS	Color range	B

EMILIANA



Capacity ml	750	Weight gr	475
Brimful Capacity ml	790	Height mm	291
Filling level ml	90	Max Diameter mm	81.6
I.D. mm	17.6	Pushup mm	-
Finish type	CETIE	Color range	U

EMILIANA



Capacity ml	750	Weight gr	475
Brimful Capacity ml	790	Height mm	291
Filling level ml	90	Max Diameter mm	81.6
I.D. mm	17.6	Pushup mm	-
Finish type	TC 29	Color range	F

EMILIANA



3.8.

Capacity ml	750	Weight gr	475
Brimful Capacity ml	790	Height mm	291
Filling level ml	90	Max Diameter mm	81.6
I.D. mm	17.6	Pushup mm	-
Finish type	TC 29	Color range	U-F

BORGOGNOTTA EXPRESION



5.

Capacity ml	750	Weight gr	540
Brimful Capacity ml	771	Height mm	301
Filling level ml	70	Max Diameter mm	83.5
I.D. mm	18.5	Pushup mm	25
Finish type	B	Color range	VG

NEW LINE



2.

Capacity ml	750	Weight gr	550
Brimful Capacity ml	770	Height mm	309
Filling level ml	70	Max Diameter mm	81.2
I.D. mm	17.5	Pushup mm	15
Finish type	CETIE	Color range	AG

NANCY



1.

Capacity ml	750	Weight gr	600
Brimful Capacity ml	772	Height mm	309
Filling level ml	77	Max Diameter mm	89.5
I.D. mm	18.5	Pushup mm	25
Finish type	B	Color range	AG

BORGONA



Capacity ml	750	Weight gr	700
Brimful Capacity ml	775	Height mm	296.8
Filling level ml	68.9	Max Diameter mm	88.7
I.D. mm	18.5	Pushup mm	24
Finish type	CETIE	Color range	U

BORGOGNOTTA ISIS ASIA



5.

Capacity ml	750	Weight gr	740
Brimful Capacity ml	770	Height mm	300
Filling level ml	63	Max Diameter mm	88
I.D. mm	18.5	Pushup mm	35
Finish type	CETIE	Color range	VG

ARTHUR



Capacity ml	750	Weight gr	650
Brimful Capacity ml	770	Height mm	296
Filling level ml	63	Max Diameter mm	87.8
I.D. mm	18.5	Pushup mm	27
Finish type	CETIE	Color range	F

BORGOGNOTTA HORUS MAGNA



Capacity ml	1500	Weight gr	900
Brimful Capacity ml	1530	Height mm	355
Filling level ml	84	Max Diameter mm	105
I.D. mm	19	Pushup mm	25
Finish type	CETIE	Color range	OG

SOPHIA



Capacity ml	500	Weight gr	335
Brimful Capacity ml	517	Height mm	270
Filling level ml	52	Max Diameter mm	74
I.D. mm	20	Pushup mm	15
Finish type	BVS	Color range	U

TURAN



Capacity ml	750	Weight gr	780
Brimful Capacity ml	780	Height mm	305
Filling level ml	80	Max Diameter mm	97.5
I.D. mm	17.5	Pushup mm	30
Finish type	TC 29	Color range	F

RENANA BREGANZE



Capacity ml	375	Weight gr	350
Brimful Capacity ml	390	Height mm	305
Filling level ml	65	Max Diameter mm	60.6
I.D. mm	18.3	Pushup mm	3.5
Finish type	B	Color range	AG-F

RENANA BREGANZE



Capacity ml	750	Weight gr	550
Brimful Capacity ml	765	Height mm	352
Filling level ml	60	Max Diameter mm	76.2
I.D. mm	18.5	Pushup mm	-
Finish type	B	Color range	AG

RHIN ECOVA



Capacity ml	750	Weight gr	380
Brimful Capacity ml	770	Height mm	323.5
Filling level ml	63	Max Diameter mm	75.7
I.D. mm	18.5	Pushup mm	-
Finish type	CETIE	Color range	F

RENANA VERONA



Capacity ml	750	Weight gr	480
Brimful Capacity ml	772	Height mm	330.5
Filling level ml	70	Max Diameter mm	74.8
I.D. mm	17.5	Pushup mm	-
Finish type	CETIE	Color range	HF

RHIN BAJA



Capacity ml	750	Weight gr	500
Brimful Capacity ml	770	Height mm	323
Filling level ml	63	Max Diameter mm	78.7
I.D. mm	18.5	Pushup mm	5
Finish type	CETIE	Color range	VV

RENANA ALTA



Capacity ml	750	Weight gr	560
Brimful Capacity ml	770	Height mm	350
Filling level ml	65	Max Diameter mm	77.9
I.D. mm	18.5	Pushup mm	2
Finish type	CETIE	Color range	AG

RHIN ALTA



Capacity ml	750	Weight gr	565
Brimful Capacity ml	770	Height mm	350
Filling level ml	63	Max Diameter mm	76
I.D. mm	18.5	Pushup mm	5
Finish type	CETIE	Color range	B

REGINE



1.2.5.6.

Capacity ml	375	Weight gr	350
Brimful Capacity ml	393	Height mm	205
Filling level ml	56	Max Diameter mm	72.9
I.D. mm	18.5	Pushup mm	24
Finish type	CETIE	Color range	AG-F

REGINE



1.2.5.6.

Capacity ml	500	Weight gr	500
Brimful Capacity ml	517	Height mm	225.8
Filling level ml	58	Max Diameter mm	80.8
I.D. mm	18.5	Pushup mm	27
Finish type	CETIE	Color range	AG

REGINE



2.5.

Capacity ml	500	Weight gr	500
Brimful Capacity ml	517	Height mm	221.5
Filling level ml	58	Max Diameter mm	80.8
I.D. mm	17.5	Pushup mm	23
Finish type	B	Color range	AG

REGINE



2.5.

Capacity ml	750	Weight gr	520
Brimful Capacity ml	773	Height mm	246.5
Filling level ml	65	Max Diameter mm	88.6
I.D. mm	18.5	Pushup mm	20
Finish type	B	Color range	AG

REGINE LT



2.6.

Capacity ml	750	Weight gr	475
Brimful Capacity ml	764	Height mm	254.8
Filling level ml	45	Max Diameter mm	87.7
I.D. mm	20	Pushup mm	21.5
Finish type	BVS	Color range	AG

REGINE WINE CLUB



2.5.6.

Capacity ml	750	Weight gr	450
Brimful Capacity ml	769	Height mm	253
Filling level ml	63	Max Diameter mm	87.7
I.D. mm	18.5	Pushup mm	23
Finish type	CETIE	Color range	AG-EXF

REGINE



2.5.6.

Capacity ml	1500	Weight gr	900
Brimful Capacity ml	1525	Height mm	320
Filling level ml	80	Max Diameter mm	109
I.D. mm	18.5	Pushup mm	36
Finish type	CETIE	Color range	AG

BELLISSIMA



6.

Capacity ml	375	Weight gr	500
Brimful Capacity ml	395	Height mm	331
Filling level ml	30	Max Diameter mm	54.9
I.D. mm	19.5	Pushup mm	15
Finish type	BVS	Color range	AG-F

BELLISSIMA



5.6.

Capacity ml	375	Weight gr	500
Brimful Capacity ml	395	Height mm	331.6
Filling level ml	60	Max Diameter mm	55
I.D. mm	18.5	Pushup mm	15
Finish type	B	Color range	AG

BELLISSIMA FP



2.6.

Capacity ml	375	Weight gr	500
Brimful Capacity ml	395	Height mm	329
Filling level ml	60	Max Diameter mm	55.5
I.D. mm	18.5	Pushup mm	4
Finish type	B	Color range	F

PILAR



2.5.

Capacity ml	375	Weight gr	500
Brimful Capacity ml	395	Height mm	266
Filling level ml	70	Max Diameter mm	66
I.D. mm	18	Pushup mm	8
Finish type	B	Color range	AG-F

PILAR



2.

Capacity ml	500	Weight gr	500
Brimful Capacity ml	520	Height mm	285
Filling level ml	70	Max Diameter mm	70.3
I.D. mm	18	Pushup mm	9
Finish type	B	Color range	AG-F

PILAR



2.5.

Capacity ml	750	Weight gr	600
Brimful Capacity ml	772	Height mm	298.5
Filling level ml	65	Max Diameter mm	82.7
I.D. mm	18	Pushup mm	8.5
Finish type	B	Color range	F-AG

MODULOR



6.

Capacity ml	500	Weight gr	450
Brimful Capacity ml	517	Height mm	273.5
Filling level ml	70	Max Diameter mm	72
I.D. mm	18.5	Pushup mm	23
Finish type	MD	Color range	AG-F

MODULOR



2.6.

Capacity ml	750	Weight gr	600
Brimful Capacity ml	770	Height mm	311
Filling level ml	65	Max Diameter mm	80.3
I.D. mm	18.5	Pushup mm	30
Finish type	MD	Color range	AG-F

TONNEAU



2.5.

Capacity ml	500	Weight gr	500
Brimful Capacity ml	523	Height mm	225
Filling level ml	78	Max Diameter mm	84.6
I.D. mm	17.5	Pushup mm	24
Finish type	CETIE	Color range	AG-F

TONNEAU



2.5.

Capacity ml	750	Weight gr	500
Brimful Capacity ml	769	Height mm	257
Filling level ml	63	Max Diameter mm	91.6
I.D. mm	17.5	Pushup mm	15
Finish type	CETIE	Color range	AG-F

VIRGINIA



1.2.6.

Capacity ml	500	Weight gr	500
Brimful Capacity ml	520	Height mm	300.5
Filling level ml	70	Max Diameter mm	69.4
I.D. mm	18.5	Pushup mm	18
Finish type	B	Color range	AG-F

VIRGINIA



1.2.6.

Capacity ml	750	Weight gr	550
Brimful Capacity ml	770	Height mm	315
Filling level ml	75	Max Diameter mm	79.7
I.D. mm	18.5	Pushup mm	20
Finish type	B	Color range	F-AG

TRINIDAD



1.

Capacity ml	500	Weight gr	750
Brimful Capacity ml	514	Height mm	185
Filling level ml	80	Max Diameter mm	130.8
I.D. mm	14	Pushup mm	33
Finish type	R	Color range	AG

BORGOGNOTTA MADELEINE



2.6.

Capacity ml	375	Weight gr	350
Brimful Capacity ml	390	Height mm	240
Filling level ml	60	Max Diameter mm	67.2
I.D. mm	16.5	Pushup mm	18.3
Finish type	MD	Color range	AG

BORGOGNOTTA MADLEINE



1.2.5.6.

Capacity ml	1500	Weight gr	900
Brimful Capacity ml	1525	Height mm	368.5
Filling level ml	75	Max Diameter mm	103.8
I.D. mm	18.5	Pushup mm	35
Finish type	MD	Color range	AG

SOMMELIER



2.5.6.

Capacity ml	750	Weight gr	500
Brimful Capacity ml	770	Height mm	277
Filling level ml	65	Max Diameter mm	90.3
I.D. mm	18.5	Pushup mm	20
Finish type	CETIE	Color range	AG

KOLO WINE



1.2.5.6.

Capacity ml	750	Weight gr	450
Brimful Capacity ml	769	Height mm	208.1
Filling level ml	63	Max Diameter mm	99.3
I.D. mm	18.5	Pushup mm	23
Finish type	CETIE	Color range	AG

JUMBO LT



2.

Capacity ml	750	Weight gr	500
Brimful Capacity ml	771	Height mm	300
Filling level ml	70	Max Diameter mm	80
I.D. mm	17.5	Pushup mm	-
Finish type	CETIE	Color range	U

MILLENIUM WINE



1.2.6.

Capacity ml	750	Weight gr	500
Brimful Capacity ml	770	Height mm	331.9
Filling level ml	70	Max Diameter mm	77.4
I.D. mm	18.5	Pushup mm	3
Finish type	JET	Color range	F-AG

PORTO WINE



2.5.

Capacity ml	750	Weight gr	500
Brimful Capacity ml	783	Height mm	291
Filling level ml	75	Max Diameter mm	85.3
I.D. mm	18.5	Pushup mm	20
Finish type	P	Color range	AG

BORDOLESE GALAXI



2.5.6.

Capacity ml	750	Weight gr	750
Brimful Capacity ml	770	Height mm	313.7
Filling level ml	63	Max Diameter mm	80.8
I.D. mm	18.5	Pushup mm	37
Finish type	CETIE	Color range	AG

BORDOLESE GALAXI



2.5.

Capacity ml	750	Weight gr	750
Brimful Capacity ml	770	Height mm	311.7
Filling level ml	-	Max Diameter mm	81.8
I.D. mm	18.5	Pushup mm	50
Finish type	B	Color range	F

ROSEMARIE JUPE



7.6.

Capacity ml	750	Weight gr	550
Brimful Capacity ml	764	Height mm	322.5
Filling level ml	46	Max Diameter mm	74
I.D. mm	20	Pushup mm	26
Finish type	BVS	Color range	F

BRIGITTE



2.5.6.

Capacity ml	750	Weight gr	600
Brimful Capacity ml	772	Height mm	313
Filling level ml	70	Max Diameter mm	80.7
I.D. mm	18.5	Pushup mm	30
Finish type	MD	Color range	AG

DUE FONDOS



2.5.6.

Capacity ml	750	Weight gr	600
Brimful Capacity ml	770	Height mm	283
Filling level ml	63	Max Diameter mm	112.2
I.D. mm	18.5	Pushup mm	4.5
Finish type	B	Color range	AG-F

KIRA WINE



2.5.6.

Capacity ml	750	Weight gr	600
Brimful Capacity ml	770	Height mm	320
Filling level ml	70	Max Diameter mm	72.9
I.D. mm	18.5	Pushup mm	20
Finish type	FVL	Color range	EXF

FONTANA



2.

Capacity ml	750	Weight gr	700
Brimful Capacity ml	-	Height mm	310
Filling level ml	70	Max Diameter mm	85.8
I.D. mm	18.5	Pushup mm	-
Finish type	R	Color range	AG

S 15



2.

Capacity ml	750	Weight gr	730
Brimful Capacity ml	770	Height mm	329.5
Filling level ml	70	Max Diameter mm	78.5
I.D. mm	17.5	Pushup mm	36
Finish type	CETIE	Color range	AG

BORDOLESE LEONARDO



2.5.6.

Capacity ml	750	Weight gr	800
Brimful Capacity ml	769	Height mm	311
Filling level ml	63	Max Diameter mm	81
I.D. mm	18.5	Pushup mm	35.5
Finish type	CETIE	Color range	AG

NEW IMPERIALE



Capacity ml	750	Weight gr	1200
Brimful Capacity ml	770	Height mm	326
Filling level ml	75	Max Diameter mm	85.8
I.D. mm	18.5	Pushup mm	-
Finish type	CETIE	Color range	AG

BORGOGNOTTA FANNY



Capacity ml	750	Weight gr	550
Brimful Capacity ml	770	Height mm	309
Filling level ml	63	Max Diameter mm	85.8
I.D. mm	17.5	Pushup mm	25
Finish type	CETIE	Color range	AG-F

BORGOGNOTTA SOMMELIER



Capacity ml	750	Weight gr	905
Brimful Capacity ml	770	Height mm	304
Filling level ml	63	Max Diameter mm	88.4
I.D. mm	18.5	Pushup mm	38
Finish type	CETIE	Color range	VH

BORGOGNOTTA LEONARDO



Capacity ml	750	Weight gr	800
Brimful Capacity ml	770	Height mm	304
Filling level ml	63	Max Diameter mm	86.6
I.D. mm	18.5	Pushup mm	41
Finish type	CETIE	Color range	AG

BORGOGNOTTA NEW MADLEINE



Capacity ml	750	Weight gr	600
Brimful Capacity ml	775	Height mm	299.5
Filling level ml	70	Max Diameter mm	84.7
I.D. mm	18.5	Pushup mm	28
Finish type	MD	Color range	AG

BORGOGNOTTA NEW MADLEINE



Capacity ml	750	Weight gr	600
Brimful Capacity ml	777	Height mm	307
Filling level ml	78	Max Diameter mm	84
I.D. mm	18.5	Pushup mm	33
Finish type	CETIE	Color range	AG-F

BORGOGNOTTA RC



Capacity ml	750	Weight gr	1200
Brimful Capacity ml	776	Height mm	310
Filling level ml	65	Max Diameter mm	92.7
I.D. mm	17.5	Pushup mm	-
Finish type	CETIE	Color range	AG

SPARKLING WINE COLLECTION



SPARKLING WINE COLLECTION

DOMIZIA



Capacity ml	750	Weight gr	700
Brimful Capacity ml	783	Height mm	252
Filling level ml	90	Max Diameter mm	99
I.D. mm	17.5	Pushup mm	35
Finish type	TC 29	Color range	U

AQUITANIA



Capacity ml	750	Weight gr	900
Brimful Capacity ml	780	Height mm	249
Filling level ml	90	Max Diameter mm	105.4
I.D. mm	18.5	Pushup mm	35
Finish type	TC 29	Color range	AG-F

AUDREY



Capacity ml	750	Weight gr	650
Brimful Capacity ml	770	Height mm	299
Filling level ml	63	Max Diameter mm	104.8
I.D. mm	18.5	Pushup mm	28.8
Finish type	FVL	Color range	AG-EXF

AUDREY



Capacity ml	750	Weight gr	650
Brimful Capacity ml	770	Height mm	301
Filling level ml	63	Max Diameter mm	104.8
I.D. mm	17.5	Pushup mm	28.8
Finish type	TC 29	Color range	EXF

AUDREY CHAMPENOISE



Capacity ml	750	Weight gr	900
Brimful Capacity ml	770	Height mm	302
Filling level ml	83	Max Diameter mm	110.4
I.D. mm	17.5	Pushup mm	28.8
Finish type	TC 29	Color range	AG-EXF

S. COLLIO LW



Capacity ml	750	Weight gr	600
Brimful Capacity ml	780	Height mm	287
Filling level ml	90	Max Diameter mm	92
I.D. mm	17.6	Pushup mm	20.5
Finish type	TC 29	Color range	U

S. COLLIO ETICHETTABILE



Capacity ml	750	Weight gr	600
Brimful Capacity ml	770	Height mm	287
Filling level ml	90	Max Diameter mm	92
I.D. mm	19.5	Pushup mm	13
Finish type	TC 29	Color range	AG

S. COLLIO



Capacity ml	750	Weight gr	720
Brimful Capacity ml	779	Height mm	292
Filling level ml	90	Max Diameter mm	93,1
I.D. mm	17,6	Pushup mm	-
Finish type	TC 29	Color range	U

SPUMANTE FLUTE



Capacity ml	750	Weight gr	630
Brimful Capacity ml	775	Height mm	302,2
Filling level ml	90	Max Diameter mm	94,8
I.D. mm	17,5	Pushup mm	22
Finish type	TC 29	Color range	F-U

SPUMANTE FLUTE



Capacity ml	750	Weight gr	800
Brimful Capacity ml	784	Height mm	310
Filling level ml	90	Max Diameter mm	97,8
I.D. mm	17,6	Pushup mm	-
Finish type	TC 29	Color range	U

SPUMANTE ASTRO



Capacity ml	750	Weight gr	735
Brimful Capacity ml	760	Height mm	252
Filling level ml	80	Max Diameter mm	98,6
I.D. mm	17,5	Pushup mm	-
Finish type	TC 29	Color range	AG

KOLO



Capacity ml	750	Weight gr	750
Brimful Capacity ml	776	Height mm	188
Filling level ml	53	Max Diameter mm	103,1
I.D. mm	17,5	Pushup mm	30
Finish type	TC 29	Color range	F

TONNEAU 750



2.6.

Capacity ml	750	Weight gr	750
Brimful Capacity ml	780	Height mm	258
Filling level ml	90	Max Diameter mm	97.2
I.D. mm	17.5	Pushup mm	27
Finish type	TC 29	Color range	F

SPUMANTE OTELLO



1.2.

Capacity ml	750	Weight gr	750
Brimful Capacity ml	777	Height mm	279.5
Filling level ml	80	Max Diameter mm	96
I.D. mm	17.5	Pushup mm	36
Finish type	TC 29	Color range	AG

SPUMANTE VERSA



2.

Capacity ml	750	Weight gr	750
Brimful Capacity ml	768	Height mm	274
Filling level ml	70	Max Diameter mm	94.7
I.D. mm	17.5	Pushup mm	17
Finish type	TC 29	Color range	AG

SPUMANTE C



Capacity ml	750	Weight gr	920
Brimful Capacity ml	777	Height mm	282
Filling level ml	100	Max Diameter mm	102
I.D. mm	17.5	Pushup mm	29
Finish type	TC 29	Color range	AG

SPUMANTE ITALIA



2.

Capacity ml	750	Weight gr	920
Brimful Capacity ml	780	Height mm	304
Filling level ml	100	Max Diameter mm	99.2
I.D. mm	17.5	Pushup mm	31
Finish type	TC 29	Color range	AG

ESPUMANTE STD



5.

Capacity ml	750	Weight gr	800
Brimful Capacity ml	775	Height mm	300
Filling level ml	90	Max Diameter mm	91.2
I.D. mm	17.5	Pushup mm	30
Finish type	TC 29	Color range	OG

SPUMANTE STANDARD



1.2.

Capacity ml	750	Weight gr	835
Brimful Capacity ml	775	Height mm	300
Filling level ml	72	Max Diameter mm	88.2
I.D. mm	17.5	Pushup mm	31
Finish type	TC 29	Color range	VV

SPUMANTE STD LT



3.

Capacity ml	750	Weight gr	835
Brimful Capacity ml	775	Height mm	300
Filling level ml	72	Max Diameter mm	88.2
I.D. mm	17.5	Pushup mm	31
Finish type	TC 29	Color range	U-AG

SPUMANTE STANDARD



1.2.

Capacity ml	750	Weight gr	-
Brimful Capacity ml	-	Height mm	300
Filling level ml	72	Max Diameter mm	88.4
I.D. mm	17.5	Pushup mm	-
Finish type	TC 29	Color range	AG

SPUMANTE CLASSICO



3.

Capacity ml	750	Weight gr	750
Brimful Capacity ml	775	Height mm	299
Filling level ml	72	Max Diameter mm	85.6
I.D. mm	17.5	Pushup mm	-
Finish type	TC 29	Color range	U-B

SPUMANTE CAVA



Capacity ml	750	Weight gr	900
Brimful Capacity ml	775	Height mm	300
Filling level ml	72	Max Diameter mm	88.4
I.D. mm	17.5	Pushup mm	-
Finish type	TC 29	Color range	F-U

CHAMPAGNE FIORE



2.

Capacity ml	750	Weight gr	900
Brimful Capacity ml	780	Height mm	310
Filling level ml	100	Max Diameter mm	102
I.D. mm	17.5	Pushup mm	100
Finish type	TC 29	Color range	F-AG

SPARKLING WINE COLLECTION

TONNEAU 1500



6.

Capacity ml	1500	Weight gr	1750
Brimful Capacity ml	1535	Height mm	305
Filling level ml	100	Max Diameter mm	126.1
I.D. mm	17.5	Pushup mm	34
Finish type	TC 29	Color range	AG

SPUMANTE ITALIA



2.

Capacity ml	1500	Weight gr	1750
Brimful Capacity ml	1540	Height mm	378
Filling level ml	110	Max Diameter mm	128.4
I.D. mm	17.5	Pushup mm	37
Finish type	TC 29	Color range	AG

SPUMANTE FLUTE



2.

Capacity ml	1500	Weight gr	1750
Brimful Capacity ml	-	Height mm	378
Filling level ml	110	Max Diameter mm	129
I.D. mm	17.6	Pushup mm	-
Finish type	TC 29	Color range	AG

ROSÉ COLLECTION



AEMILIA



Capacity ml	750	Weight gr	500
Brimful Capacity ml	770	Height mm	277
Filling level ml	63	Max Diameter mm	89.8
I.D. mm	18.5	Pushup mm	22
Finish type	CETIE	Color range	AG-F

FLAMINIA



Capacity ml	750	Weight gr	650
Brimful Capacity ml	770	Height mm	280
Filling level ml	63	Max Diameter mm	92.6
I.D. mm	18.5	Pushup mm	25
Finish type	B SPECIAL	Color range	AG-F

CASSIA



Capacity ml	750	Weight gr	750
Brimful Capacity ml	770	Height mm	300
Filling level ml	63	Max Diameter mm	80.7
I.D. mm	18.5	Pushup mm	50
Finish type	CETIE	Color range	AG-F

AUDREY



Capacity ml	750	Weight gr	650
Brimful Capacity ml	770	Height mm	299
Filling level ml	63	Max Diameter mm	104.8
I.D. mm	18.5	Pushup mm	28.8
Finish type	FVL	Color range	EXF-AG

ROSEMARIE



Capacity ml	750	Weight gr	550
Brimful Capacity ml	770	Height mm	324
Filling level ml	63	Max Diameter mm	73.7
I.D. mm	18.5	Pushup mm	25
Finish type	B	Color range	F

ROSEMARIE SPIRALE



Capacity ml	750	Weight gr	550
Brimful Capacity ml	770	Height mm	324
Filling level ml	63	Max Diameter mm	73.7
I.D. mm	18.5	Pushup mm	25
Finish type	B	Color range	F

ROSEMARIE JUPE



2.5.6.

Capacity ml	750	Weight gr	550
Brimful Capacity ml	770	Height mm	324
Filling level ml	63	Max Diameter mm	73.7
I.D. mm	18.5	Pushup mm	25
Finish type	FVL	Color range	F

NEW PROVENCE



2.

Capacity ml	750	Weight gr	450
Brimful Capacity ml	773	Height mm	285
Filling level ml	70	Max Diameter mm	77.5
I.D. mm	18.5	Pushup mm	25
Finish type	BETS	Color range	F

KOLO WINE



2.5.6.

Capacity ml	750	Weight gr	450
Brimful Capacity ml	769	Height mm	208.1
Filling level ml	63	Max Diameter mm	99.3
I.D. mm	18.5	Pushup mm	23
Finish type	CETIE	Color range	EXF

SOMMELIER



Capacity ml	750	Weight gr	500
Brimful Capacity ml	770	Height mm	277
Filling level ml	65	Max Diameter mm	90.3
I.D. mm	18.5	Pushup mm	20
Finish type	CETIE	Color range	F

VIRGINIA



Capacity ml	750	Weight gr	500
Brimful Capacity ml	771	Height mm	315
Filling level ml	75	Max Diameter mm	80
I.D. mm	18.5	Pushup mm	20
Finish type	B	Color range	F

BORD. REGINE



Capacity ml	750	Weight gr	520
Brimful Capacity ml	768	Height mm	253
Filling level ml	63	Max Diameter mm	88.6
I.D. mm	18.5	Pushup mm	28
Finish type	CETIE	Color range	F

LOTUS



2.5.6.

Capacity ml	750	Weight gr	600
Brimful Capacity ml	775	Height mm	341.5
Filling level ml	70	Max Diameter mm	72.4
I.D. mm	18.5	Pushup mm	15
Finish type	B	Color range	F

LOBBIS



2.5.6.

Capacity ml	750	Weight gr	600
Brimful Capacity ml	772	Height mm	326
Filling level ml	70	Max Diameter mm	77.7
I.D. mm	18.5	Pushup mm	25
Finish type	CETIE	Color range	F

KIRA WINE



Capacity ml	750	Weight gr	600
Brimful Capacity ml	770	Height mm	320
Filling level ml	70	Max Diameter mm	72.9
I.D. mm	18.5	Pushup mm	20
Finish type	B	Color range	EXF

PILAR



2.5.

Capacity ml	750	Weight gr	600
Brimful Capacity ml	772	Height mm	298.5
Filling level ml	65	Max Diameter mm	82.7
I.D. mm	18	Pushup mm	8.5
Finish type	B	Color range	F

MILLENIUM WINE



1.2.6.

Capacity ml	750	Weight gr	500
Brimful Capacity ml	770	Height mm	331.9
Filling level ml	70	Max Diameter mm	77.4
I.D. mm	18.5	Pushup mm	3
Finish type	JET	Color range	F-AG

MADLEINE



2.

Capacity ml	750	Weight gr	615
Brimful Capacity ml	772	Height mm	294.5
Filling level ml	70	Max Diameter mm	84
I.D. mm	18.2	Pushup mm	33
Finish type	FVL	Color range	F

BORDOLESE GALAXI



2.5.

Capacity ml	750	Weight gr	750
Brimful Capacity ml	770	Height mm	311.7
Filling level ml	63	Max Diameter mm	81.8
I.D. mm	18.5	Pushup mm	50
Finish type	B	Color range	F

SERENADE



2.5.

Capacity ml	750	Weight gr	800
Brimful Capacity ml	770	Height mm	329
Filling level ml	70	Max Diameter mm	76.4
I.D. mm	18.5	Pushup mm	5.5
Finish type	BETS	Color range	F

AUDREY



2.5.6.

Capacity ml	1500	Weight gr	1200
Brimful Capacity ml	1535	Height mm	386
Filling level ml	100	Max Diameter mm	122.5
I.D. mm	21.5	Pushup mm	35
Finish type	BETS	Color range	EXF

LARGE FORMATS COLLECTION



BORDOLESE FRANCESE



Capacity ml	3000	Weight gr	1750
Brimful Capacity ml	3050	Height mm	373
Filling level ml	85	Max Diameter mm	138.5
I.D. mm	24	Pushup mm	42
Finish type	CETIE	Color range	AG

BORDOLESE FRANCESE



Capacity ml	3000	Weight gr	1750
Brimful Capacity ml	3050	Height mm	373
Filling level ml	300	Max Diameter mm	138.1
I.D. mm	24	Pushup mm	47
Finish type	CETIE	Color range	OG

BORDOLESE S15 PRIMA



Capacity ml	3000	Weight gr	1750
Brimful Capacity ml	3050	Height mm	478
Filling level ml	90	Max Diameter mm	120.9
I.D. mm	24	Pushup mm	45
Finish type	CETIE	Color range	AG

BORDOLESE ITALIA



Capacity ml	3000	Weight gr	1740
Brimful Capacity ml	3050	Height mm	456
Filling level ml	90	Max Diameter mm	120.2
I.D. mm	22	Pushup mm	-
Finish type	CETIE	Color range	AG

BORDOLESE FRANCESE



Capacity ml	5000	Weight gr	2950
Brimful Capacity ml	5150	Height mm	468
Filling level ml	124	Max Diameter mm	155.6
I.D. mm	31.5	Pushup mm	20
Finish type	CETIE	Color range	AG

BORDOLESE ITALIA



Capacity ml	5000	Weight gr	2950
Brimful Capacity ml	5079	Height mm	532
Filling level ml	110	Max Diameter mm	144.8
I.D. mm	25	Pushup mm	9.5
Finish type	CETIE	Color range	AG

BORDOLESE S15 PRIMA



Capacity ml	5000	Weight gr	2950
Brimful Capacity ml	5090	Height mm	555
Filling level ml	115	Max Diameter mm	146
I.D. mm	31.5	Pushup mm	40
Finish type	CETIE	Color range	AG

BORDOLESE FRANCESE



Capacity ml	6000	Weight gr	2950
Brimful Capacity ml	6211	Height mm	493.1
Filling level ml	130	Max Diameter mm	164.4
I.D. mm	31.5	Pushup mm	40
Finish type	CETIE	Color range	AG

BORDOLESE FRANCESE



Capacity ml	9000	Weight gr	4000
Brimful Capacity ml	9167	Height mm	555
Filling level ml	125	Max Diameter mm	189.3
I.D. mm	31.5	Pushup mm	50
Finish type	CETIE	Color range	AG

BORDOLESE FRANCESE



Capacity ml	12000	Weight gr	5550
Brimful Capacity ml	12150	Height mm	635
Filling level ml	130	Max Diameter mm	205.6
I.D. mm	31.5	Pushup mm	40
Finish type	CETIE	Color range	AG

BORDOLESE FRANCESE



Capacity ml	15000	Weight gr	6700
Brimful Capacity ml	15120	Height mm	695
Filling level ml	130	Max Diameter mm	214.1
I.D. mm	31.5	Pushup mm	50.5
Finish type	CETIE	Color range	VV

BORDOLESE FRANCESE



Capacity ml	18000	Weight gr	7300
Brimful Capacity ml	18180	Height mm	750
Filling level ml	145	Max Diameter mm	224
I.D. mm	31.5	Pushup mm	45
Finish type	CETIE	Color range	AG

**BORDOLESE
FRANCESE**

6.



Capacity ml	27000	Weight gr	10000
Brimful Capacity ml	27200	Height mm	779
Filling level ml	160	Max Diameter mm	271
I.D. mm	31	Pushup mm	48
Finish type	CETIE	Color range	VV

JEROBOAM

6.



Capacity ml	3000	Weight gr	2950
Brimful Capacity ml	3060	Height mm	475
Filling level ml	110	Max Diameter mm	135
I.D. mm	19	Pushup mm	42
Finish type	CETIE	Color range	VV

REHOBOAM

6.



Capacity ml	4500	Weight gr	4000
Brimful Capacity ml	4568	Height mm	546
Filling level ml	130	Max Diameter mm	155.5
I.D. mm	20.5	Pushup mm	56
Finish type	CETIE	Color range	VV

MATHUZALEM

Capacity ml	6000	Weight gr	5250
Brimful Capacity ml	6120	Height mm	578
Filling level ml	150	Max Diameter mm	173.5
I.D. mm	20.5	Pushup mm	60
Finish type	CETIE	Color range	VV

SALMANZAR

Capacity ml	9000	Weight gr	7000
Brimful Capacity ml	9150	Height mm	645
Filling level ml	160	Max Diameter mm	193.4
I.D. mm	20.5	Pushup mm	62
Finish type	CETIE	Color range	VV

BALTHZAR

Capacity ml	12000	Weight gr	8400
Brimful Capacity ml	12137	Height mm	698.5
Filling level ml	170	Max Diameter mm	212.5
I.D. mm	20.5	Pushup mm	55
Finish type	CETIE	Color range	VV

LARGE FORMATS COLLECTION

NABUCODONOSOR



Capacity ml	15000	Weight gr	10300
Brimful Capacity ml	15300	Height mm	759
Filling level ml	-	Max Diameter mm	225
I.D. mm	19	Pushup mm	60
Finish type	CETIE	Color range	VV

SALOMON



Capacity ml	18000	Weight gr	11500
Brimful Capacity ml	18350	Height mm	827
Filling level ml	-	Max Diameter mm	232
I.D. mm	20.5	Pushup mm	60
Finish type	CETIE	Color range	VV

ROTUNDO COLLECTION



COVERED ROTUNDO MIGNON



Capacity ml	100	Weight gr	115
Brimful Capacity ml	110	Height mm	135.5
Filling level ml	-	Max Diameter mm	57
I.D. mm	-	Pushup mm	3.5
Finish type	SPECIAL	Color range	F

COVERED ROTUNDO



Capacity ml	250	Weight gr	250
Brimful Capacity ml	265	Height mm	250
Filling level ml	-	Max Diameter mm	76.2
I.D. mm	18	Pushup mm	3.5
Finish type	B	Color range	F

COVERED ROTUNDO



Capacity ml	375	Weight gr	250
Brimful Capacity ml	395	Height mm	204.5
Filling level ml	-	Max Diameter mm	83
I.D. mm	55	Pushup mm	4
Finish type	B	Color range	HF-F

COVERED ROTUNDO



Capacity ml	500	Weight gr	330
Brimful Capacity ml	525	Height mm	218
Filling level ml	75	Max Diameter mm	95.6
I.D. mm	-	Pushup mm	3.5
Finish type	CETIE	Color range	F

COVERED ROTUNDO



Capacity ml	750	Weight gr	420
Brimful Capacity ml	774.6	Height mm	240.2
Filling level ml	70	Max Diameter mm	106
I.D. mm	18	Pushup mm	6
Finish type	CETIE	Color range	F

COVERED ROTUNDO



Capacity ml	1000	Weight gr	450
Brimful Capacity ml	1025	Height mm	254
Filling level ml	70	Max Diameter mm	116
I.D. mm	18	Pushup mm	6
Finish type	B	Color range	F

ROTUNDO COLLECTION

COVERED ROTUNDO



Capacity ml	1500	Weight gr	550
Brimful Capacity ml	1530	Height mm	284
Filling level ml	-	Max Diameter mm	130
I.D. mm	18	Pushup mm	-
Finish type	B	Color range	F

COVERED ROTUNDO



Capacity ml	2000	Weight gr	750
Brimful Capacity ml	2030	Height mm	317
Filling level ml	-	Max Diameter mm	140.8
I.D. mm	18	Pushup mm	-
Finish type	B	Color range	HF-F

COVERED ROTUNDO



Capacity ml	3000	Weight gr	1200
Brimful Capacity ml	3040	Height mm	338
Filling level ml	-	Max Diameter mm	166.8
I.D. mm	18	Pushup mm	-
Finish type	B	Color range	F

Please note: to present the collection we have chosen a universal marketing name. The naming to be searched for in AS400 in order to finalise product sale is FIASCO

LEADERS IN CLOSURES

No package is complete without the right closure. Our teams at Berlin Packaging will provide you with the best solution – stock or custom – to top-off your bottles. **We are your one-stop wine packaging solution.**

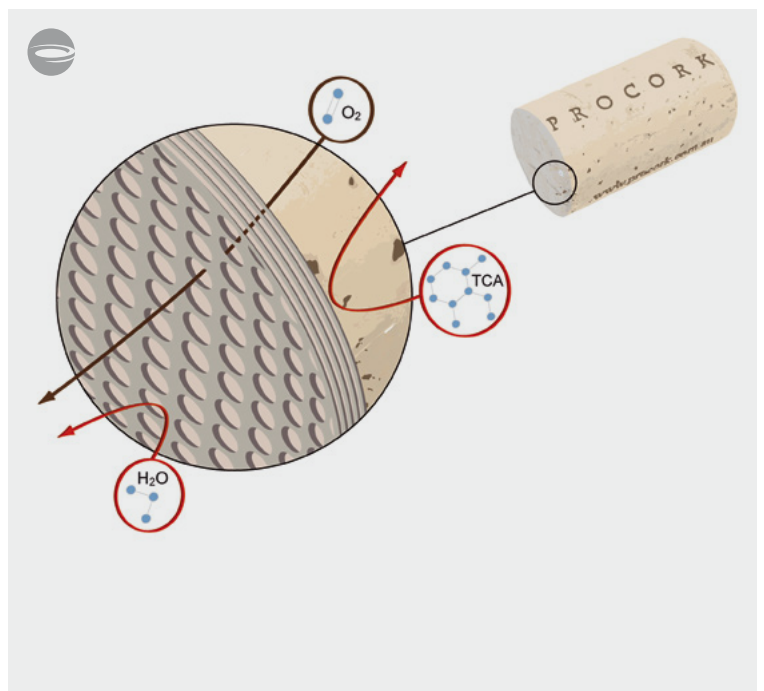



PROCORK INNOVATION

THE TRANSPARENT FIVE-LAYERS BARRIER MEMBRANE

ProCork is a membrane technology based on 5 layers of **high-density inert polymers**.

This five-layers skin is applied to the top ends of the natural and technical cork by pressure, **providing optimum control over the micro-aeration of grape and oak tannins** while blocking bitter cork lignins and taints.



KEYWORDS

LEGENDA | LÉGENDE | LEYENDA

CAPACITY

Capacità
capacité
Capacidad

WEIGHT

Peso
Poids
Peso

BRIMFUL CAPACITY

Capacità Rasobocca
Capacité Ras-bord
Capacidad Ras de la boca

HEIGHT

Altezza
Hauteur
Altura

FILLING LEVEL *

Livello di Riempimento
Niveau de Remplissage
Nivel de Llenado

MAX DIAMETER

Diametro Massimo
Diamètre Maximal
Diámetro Máximo

INTERNAL DIAMETER

Diametro Interno
Diamètre Intérieur
Diámetro Interior

PUSHUP

Picure
Picure
Picure

FINISH

Imboccatura
Bague
Boca

COLOR

Colore
Couleur
Color

FINISH

IMBOCCATURA | BAGUE | BOCA



CETIE | CORK



B | BARTOP



P | PORT



R | RING



FVL | BARTOP VINOLOK



MD | MADELEINE



BETS | BETS



PP | PILFER PROOF



BVS | SCREW



JET | JET



TC29 | CROWN CORK

GLASS COLOR

COLORE VETRO | COULEUR DU VERRE | COLOR DE VIDRIO

F

Flint
Bianco
Blanc
Blanco



HF

Half Flint
Mezzo Bianco
Mi-Blanc
Medio Blanco



U

UVAG
Verde Scuro
Vert Foncé
Verde Oscuro



VG

Amber
Ambra
Jaune
Amarillo



VH

French Antique Green
Verde Antico Francese
Vert Havre
Verde Antiguo Frances



B

Blue
Blu
Bleu
Blu



EXF

Extra Flint
Bianco Extra
Extra Blanc
Blanco Extra



AG

Antique Green
Verde Antico
Vert Antique
Verde Antiguo



OG

Oak Green
Verde Quercia
Chên Vert
Verde Roble



VV

Champagne Green
Verde Champagne
Vert Champagne
Verde Champagne



SUPPLY EXCEPTIONS

ECCEZIONI DI DISTRIBUZIONE | EXCEPTIONS DE DISTRIBUTION | EXCEPTIONES DE SUMINISTRO

- 1 | UK ONLY 2 | ITALY ONLY 3 | NO SOUTHERN ITALY 4 | NO SOUTH AFRICA, NEW ZELAND, ESTERN EUROPE
5 | SPAIN ONLY 6 | FRANCE ONLY 7 | NO NORTHERN ITALY 8 | NO SOUTH AFRICA, NEW ZELAND, ESTERN EUROPE, AUSTRALIA

* FILLING LEVEL DATA MAY VARY

Il livello di riempimento è soggetto a variazioni | Le niveau de remplissage peut varier | El nivel de llenado puede variar

